



Project:	
Location:	
Model#: TLPE246050K-UNV-WH	Type:
Client:	Qty:
Prepared by:	Date:

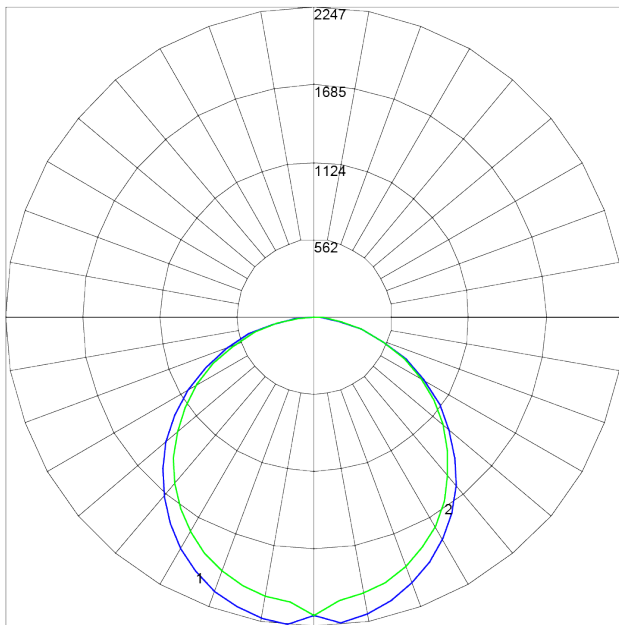
SERIES SPECIFICATIONS

To supply Tamlite's TLPE Series of LED Panel fixture as specified. The luminaire shall operate at 120-277 Vac and use an Everlight approved driver. The frame shall be constructed of painted aluminium with a PMMA diffuser. LEDs shall be as specified Everlight 67-21S LED chips. The luminaire shall be cULus Listed and DLC Listed.



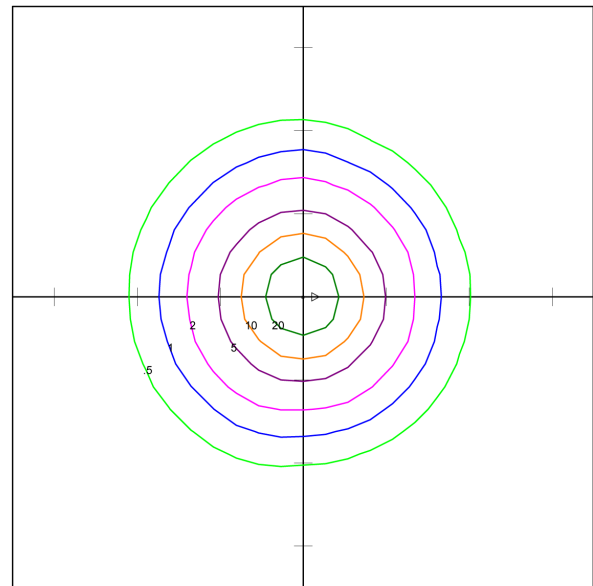
PERFORMANCE SPECIFICATIONS

Luminance Distribution Chart



Maximum Candela = 2247.058 Located At Horizontal Angle = 112.5, Vertical Angle = 5
 # 1 - Vertical Plane Through Horizontal Angles (112.5 - 292.5) (Through Max. Cd.)
 # 2 - Vertical Plane Through Horizontal Angles (0 - 180)

Isolux Diagram



Tamlite Lighting
 by Tamco Group Canada
 10 Perdue Crt Caledon Ontario
 TLPE2460-UNV-WH
 2X4 56W LED PANEL
 WITH WHITE TRANSLUCENT PANEL
 LED

Horizontal Footcandles
 Scale: 1 Inch = 10 Ft.
 Light Loss Factor = 1.00
 Lumens Per Lamp = N.A. (absolute photometry)
 Luminaire Lumens = 6581
 Mounting Height = 8.00 Ft
 Maximum Calculated Value = 35.57 Fc
 Arrangement: Single



Project:	
Location:	
Model#: TLPE246050K-UNV-WH	Type:
Client:	Qty:
Prepared by:	Date:

Zonal Lumen Summary

ZONE	LUMENS	ZONE	LUMENS	ZONE	LUMENS	ZONE	LUMENS	ZONE	LUMENS
0-10	206.59	40-50	1133.21	80-90	117.64	120-130	0.00	160-170	0.00
10-20	593.36	50-60	1025.98	90-100	1.23	130-140	0.00	170-180	0.00
20-30	901.15	60-70	779.44	100-110	0.00	140-150	0.00	--	--
30-40	1089.20	70-80	441.46	110-120	0.00	150-160	0.00	--	--

Co-efficient of Utilization

RC	80				70				50			30			10			0	
RW	70	50	30	10	70	50	30	10	50	30	10	50	30	10	50	30	10	0	
fc	20				20				20			20			20			0	
RCR																			
0	119	119	119	119	116	116	116	116	111	111	111	106	106	106	102	102	102	100	
1	109	104	100	96	106	102	98	94	97	94	91	93	91	88	90	88	86	84	
2	99	90	84	78	96	88	82	77	85	80	75	82	77	73	79	75	72	69	
3	90	79	71	64	87	78	70	64	75	68	63	72	66	62	69	65	61	58	
4	82	70	61	55	80	69	61	54	66	59	53	64	58	53	62	56	52	50	
5	76	63	54	47	73	61	53	47	59	52	46	57	51	46	56	50	45	43	
6	70	56	47	41	68	55	47	41	54	46	40	52	45	40	50	44	40	37	
7	65	51	42	36	63	50	42	36	49	41	36	47	40	35	46	40	35	33	
8	60	47	38	32	59	46	38	32	45	37	32	43	37	32	42	36	31	29	
9	56	43	34	29	55	42	34	29	41	34	29	40	33	28	39	33	28	26	
10	53	39	31	26	51	39	31	26	38	31	26	37	30	26	36	30	26	24	

Initial Lumen Output: 6290 lm
Luminaire Type: Direct
UL Classification: Dry Location Only
CCN Number: IFAO7.E470484

Efficacy: 113 lm/W
Spacing Criteria: 1.30 (C0-180), 1.26 (C90-270)
Ambient Operating Temp: -20°C to +40°C
Limited Product Warranty: 5 Years

CBCP: 2240 cd
Environmental Rating(s): IP20
Certification Standards: cULus, DLC

Project:	
Location:	
Model#: TLPE246050K-UNV-WH	Type:
Client:	Qty:
Prepared by:	Date:

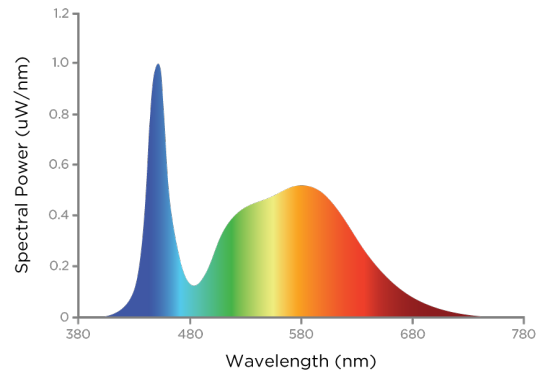
LED SPECIFICATIONS

R Tables

R1	81
R2	89
R3	93
R4	80
R5	80
R6	83
R7	86
R8	65

R9	5
R10	73
R11	78
R12	55
R13	84
R14	96
R15	76
--	--

SPD



Source Type: LED
CRI: >80
Chromaticity: x=0.412 y=0.3533

Manufacturer: Everlight®
L90: 54,000 Hrs
Colour Tolerance: 3 SDCM

Part Number: 67-21S
Colour Temperature: 5000K
Duv: 0.0024

ELECTRICAL SPECIFICATIONS

Driver Manufacturer: Lifud®
Input Frequency: 50-60 Hz
Power Factor @277Vac: >.90
Dimming: 1-10VDC, (10% Min Light Level)
Driver Certifications: c-RU-us Class 2, FCC Part 15 Class B, RoHS

Driver Part Number: LF-GMDxxxYS V
Fixture Draw: 57.2 W
THD @ 120Vac(%): 15%
Dimming Current mA: 0.2

Input Voltage: 120~277 Vac
Power Factor @120Vac: >.90
THD @277Vac(%): 15%
Short Circuit Protection: Auto Recovery.
 The output shall return to normal when the fault condition is removed.

PHYSICAL SPECIFICATIONS

Finish Colour: White
Housing Material: Aluminium
Weight: 9.1 kg

Finish Type: Powder Coated
Lens Material: PMMA
Entries: 4.500" Knockouts

Wiring: Junction Box
Lens Type: Diffuser

SHIPPING INFORMATION

OrderingCode(s): TLPE246050K-UNV-WH
Box Weight: 19.3 kg

Box Quantity: 2

Box Dimensions (L-W-H): 1320 x 715 x 140 mm

Project:	
Location:	
Model#: TLPE246050K-UNV-WH	Type:
Client:	Qty:
Prepared by:	Date:

LINE DRAWING

Line Drawings

