



Project:	
Location:	
Model#: MWP15SW-120-BZ-PC	Type:
Client:	Qty:
Prepared by:	Date:

SERIES SPECIFICATIONS

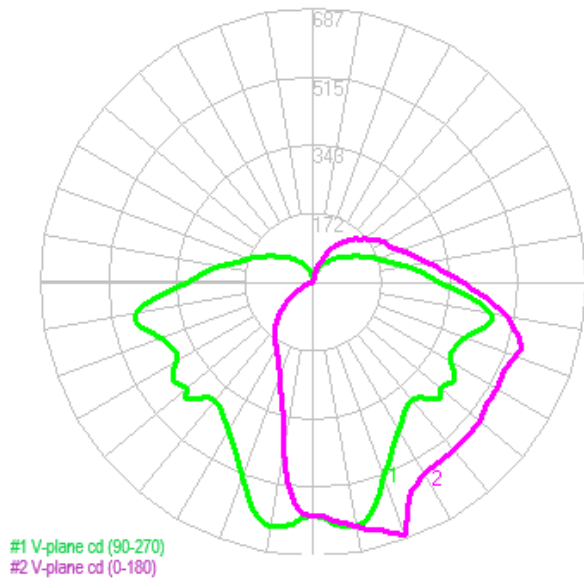


To supply TamLite MWP15 series of LED fixtures as specified. The body shall be polycarbonate and mount to an aluminum back plate. The LEDs shall be Selectable in CCT. The luminaire shall be cULus listed and DLC qualified

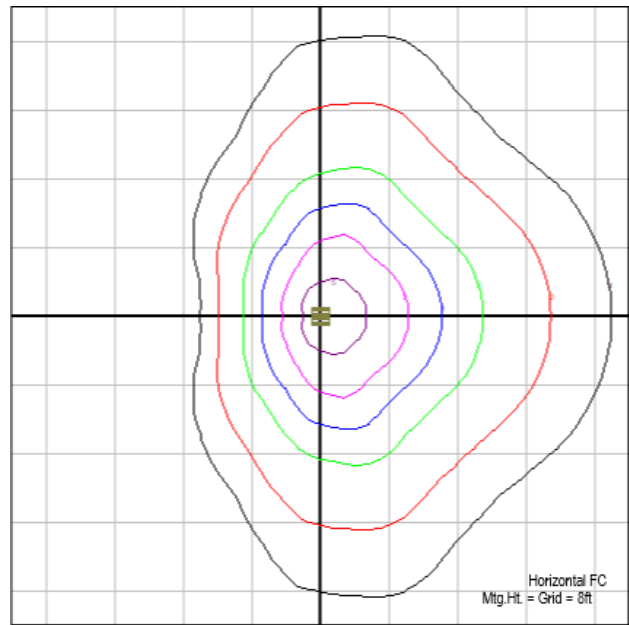


PERFORMANCE SPECIFICATIONS

Luminance Distribution Chart



Isolux Diagram



Initial Lumen Output: 2129lm
UL Classification: Wet Location Listed
DLC Number: PLHH3S66Z411

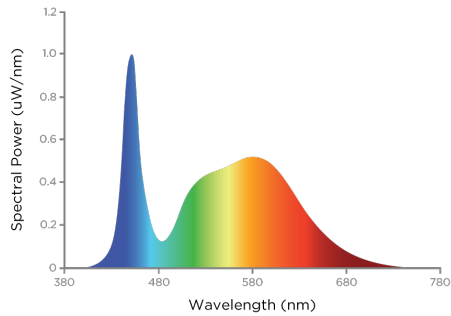
Efficacy: 137.2lm/w
Ambient Operating Temp: -20C to +40C
CCN Number: IFAM7.E359675

Max Candela: 686cd
Certification Standards: UL Safety US-CA , DLC
Limited Product Warranty: 5 Year(s)

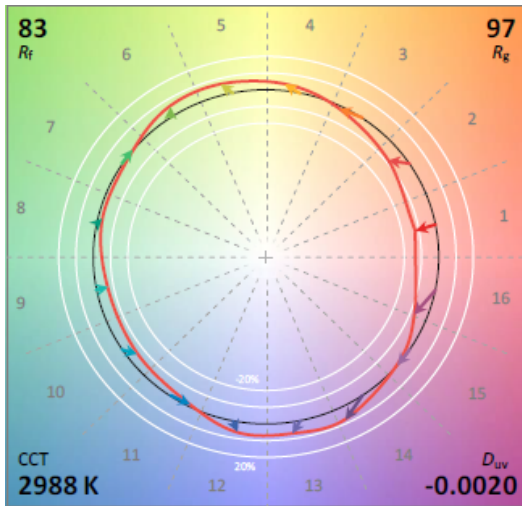
Project:	
Location:	
Model#: MWP15SW-120-BZ-PC	Type:
Client:	Qty:
Prepared by:	Date:

LED SPECIFICATIONS

SPD



TM-30



Source Type: LED

CRI: >80

L90: 50,000 Hrs

Duv: -0.002

Manufacturer: Lumileds

Rf: 83

Colour Temperature: 3000K, 4000K,

5000K Field Selectable

Part Number: L128 3080RA35003H1

Rg: 97

Chromaticity: x=0.3462 y=0.3583

Project:	
Location:	
Model#: MWP15SW-120-BZ-PC	Type:
Client:	Qty:
Prepared by:	Date:

ELECTRICAL SPECIFICATIONS

Driver Part Number: HB-LPG015G-52
Fixture Draw: 15.52
Dimming: 0-10Vdc, (0% Min Light Level)

Input Voltage: 120Vac
Current Draw @ 120Vac: 0.1250A

Input Frequency: 50-60Hz
Power Factor @ 120Vac: >.90

PHYSICAL SPECIFICATIONS

Housing Material: Aluminium Back Plate

Lens Material: Prismatic Polycarbonate

SHIPPING INFORMATION

OrderingCode(s): MWP155K-120-BZ-PC
Box Weight: 1.05kg
Carton Weight: 11.4kg

Box Quantity: 1
Carton Quantity: 10

Box Dimensions (L-W-H): 154 x 88 x 225mm
Carton Dimensions (L-W-H): 460x325x245mm

LINE DRAWING

Line Drawings

