


Project:	
Location:	
Model#: VPL-WS-3CS	Type:
Client:	Qty:
Prepared by:	Date:

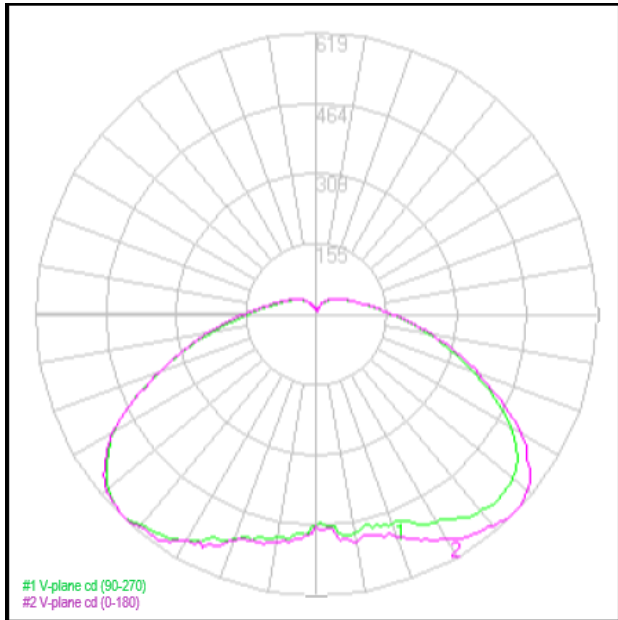
SERIES SPECIFICATIONS



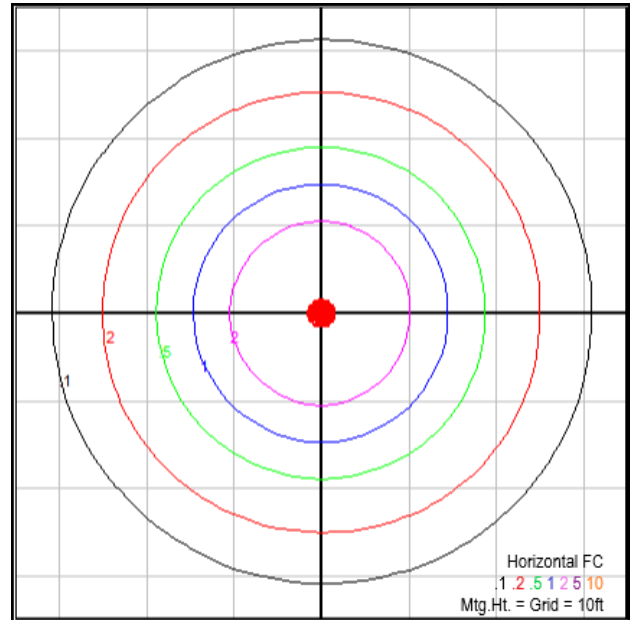
The TamLite Lighting VPLWSCS LED Vapour Proof Light Fixture stands out with its robust construction and versatile features, making it an excellent choice for demanding environments. Engineered to perform in wet locations and a range of temperatures, this vapourtight fixture offers adjustable CCT and wattage settings, ensuring optimal illumination and energy efficiency. With its sleek wall mount design and durable die-cast aluminum housing, the TamLite VPLWSCS is ideal for industrial applications, parking garages, and outdoor areas, providing reliable, customizable lighting solutions.

PERFORMANCE SPECIFICATIONS

Luminance Distribution Chart



Isolux Diagram





Project:	
Location:	
Model#: VPL-WS-3CS	Type:
Client:	Qty:
Prepared by:	Date:

Zonal Lumen Summary

Zone	Lumens	Zone	Lumens	Zone	Lumens	Zone	Lumens	Zone	Lumens	Zone	Lumens
0-10	46.84	30-40	366.56	60-70	442.33	90-100	149.76	120-130	54.07	150-160	10.59
10-20	143.47	40-50	466.28	70-80	328.31	100-110	104.16	130-140	36.92	160-170	4
20-30	250.07	50-60	502.67	80-90	222.53	110-120	74.84	140-150	21.82	170-180	0.87

Total Initial Lumen Output: 3226,09 lm at; 40W, 4000K

Co-efficient of Utilization

Coefficients Of Utilization - Zonal Cavity Method

Effective Floor Cavity Reflectance 0.20

RC	80				70				50				30				10				0
RW	70	50	30	10	70	50	30	10	50	30	10	50	30	10	50	30	10	50	30	10	0
0	116	116	116	116	111	111	111	111	103	103	103	96	96	96	89	89	89	86	86	86	86
1	102	96	91	86	98	92	87	83	85	81	78	79	76	73	73	71	68	65	65	65	65
2	91	81	73	67	87	78	71	65	72	66	61	67	62	57	62	58	54	51	51	51	51
3	82	70	61	53	78	67	59	52	62	55	49	57	51	46	53	48	44	41	41	41	41
4	74	61	51	44	71	59	49	42	54	46	40	50	44	38	46	41	36	33	33	33	33
5	68	54	44	36	65	52	42	35	48	40	34	44	37	32	41	35	30	28	28	28	28
6	62	48	38	31	59	46	37	30	43	35	29	39	33	27	37	31	26	23	23	23	23
7	57	43	33	27	55	41	32	26	38	30	25	36	29	24	33	27	23	20	20	20	20
8	53	39	29	23	50	37	29	23	35	27	22	32	26	21	30	24	20	18	18	18	18
9	49	35	26	20	47	34	26	20	32	24	19	29	23	18	27	22	17	15	15	15	15
10	46	32	24	18	44	31	23	18	29	22	17	27	21	16	25	20	16	14	14	14	14

Initial Lumen Output: 3300lm

UL Classification: cULus

Efficacy: 110lm/w

Ambient Operating Temp: -40C to +45C

Environmental Rating(s): IP65

Limited Product Warranty: 5 YEARS

LED SPECIFICATIONS

Source Type: LED

Colour Temperature: 3000K/4000K/5000K

CRI: >80

Colour Tolerance: +/- 300K

L90: >50,000hrs



Project:	
Location:	
Model#: VPL-WS-3CS	Type:
Client:	Qty:
Prepared by:	Date:

ELECTRICAL SPECIFICATIONS

Input Voltage: 120-277Vac	Input Frequency: 50/60HZ	Fixture Draw: 30W
Current Draw at 120Vac: 0.333A	Max On-Delay: 1S	Power Factor at 120Vac: 0.99
Power Factor at 277Vac: 0.91	THD at 120Vac(%): 9.67	THD at 277Vac(%): 14.78
Max Operating Case Temperature: 45C		

PHYSICAL SPECIFICATIONS

Finish Colour: GREY	Finish Type: Powder Coated	Mounting:: Surface
Housing Material: Die-cast Aluminium	Lens Material: Polycarbonate	Weight: 2.43lbs
Entries: one back, four sides		

SHIPPING INFORMATION

OrderingCode(s): VPL-WS-3CS	Box Quantity: 1	Box Dimensions (L-W-H):
Box Weight: 1.2KG	Carton Quantity: 6	315*120*120mm
Carton Weight: 7.8kg		Carton Dimensions (l-w-h):
		375*325*355mm