

Project:	
Location:	
Model#: UFO-150WS-3CS-SO-WH-WRV	Type:
Client:	Qty:
Prepared by:	Date:

SERIES SPECIFICATIONS

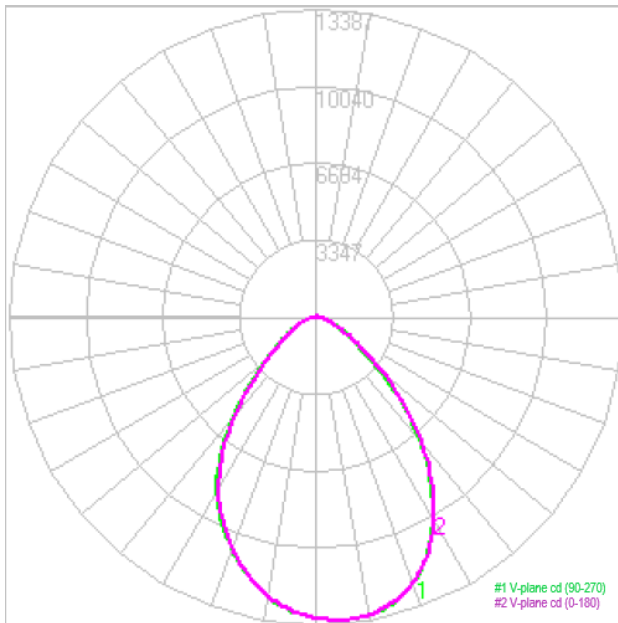


The UFO-150WS-3CS-SO Series is a round non-isolated constant current LED driver. This series of products have the advantages of isolated dimming function, ultra-high efficiency, compact housing, fully potted, good thermal design and waterproof performance, high reliability and high cost effective. Compatible with intelligent emergency controls.

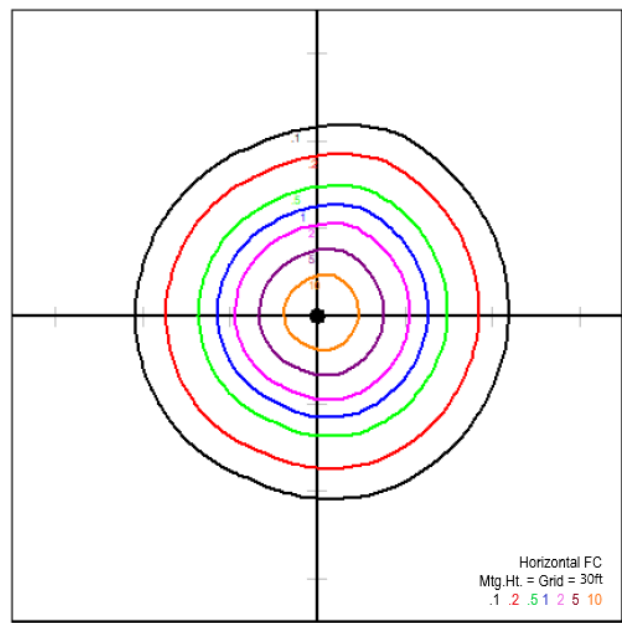


PERFORMANCE SPECIFICATIONS

Luminance Distribution Chart



Isolux Diagram



Zonal Lumen Summary

Zone	Lumens	Zone	Lumens	Zone	Lumens	Zone	Lumens	Zone	Lumens	Zone	Lumens
0-10	1280.22	30-40	5271.45	60-70	1174.23	90-100	2.19	120-130	11.24	150-160	24.09
10-20	3585.51	40-50	3924.86	70-80	563.01	100-110	3.05	130-140	18.18	160-170	19.58
20-30	5108.67	50-60	2199.54	80-90	118.86	110-120	6	140-150	23.22	170-180	7.81

Total Initial Lumen Output; 23341.71 lm



Project:	
Location:	
Model#: UFO-150WS-3CS-SO-WH-WRV	Type:
Client:	Qty:
Prepared by:	Date:

Co-efficient of Utilization

RC RW	80				70				50			30		
	70	50	30	10	70	50	30	10	50	30	10	50	30	10
0	119	119	119	119	116	116	116	116	111	111	111	106	106	106
1	109	104	99	95	106	101	97	94	97	94	91	93	90	88
2	98	90	83	77	96	88	82	76	84	79	74	81	77	73
3	90	79	70	64	87	77	69	63	74	68	62	71	66	61
4	82	70	61	54	80	68	60	53	66	58	53	63	57	52
5	75	62	53	46	73	61	52	46	59	51	45	57	50	45
6	69	56	47	40	67	55	46	40	53	45	40	51	45	39
7	64	51	42	35	63	50	41	35	48	41	35	47	40	35
8	60	46	38	32	58	45	37	31	44	37	31	43	36	31
9	56	42	34	28	54	42	34	28	41	33	28	39	33	28
10	52	39	31	26	51	38	31	26	37	30	26	37	30	25

Initial Lumen Output: 23,340LM at 4000K
CBCP: 13,975cd
Luminaire Type: Suspended
UL Classification: Wet Location Listed
DLC Number: TBA

Efficacy: 171lm/W
NEMA Type: Suspended
Spacing Criteria: 1.8 Along / 1.8 Across
Ambient Operating Temp: -40°C to +50°C
CCN Number: S-HK61RM

Max Candela: 13,975cd
Beam Angle: Selectable 60°/80°/100°
Environmental Rating(s): IP65
Certification Standards: cULus
Limited Product Warranty: 5 Year(s)

Project:	
Location:	
Model#: UFO-150WS-3CS-SO-WH-WRV	Type:
Client:	Qty:
Prepared by:	Date:

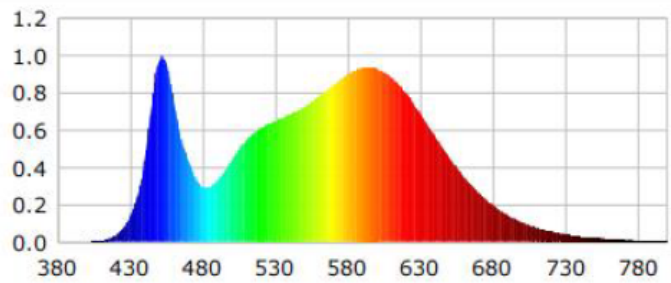
LED SPECIFICATIONS

R Tables

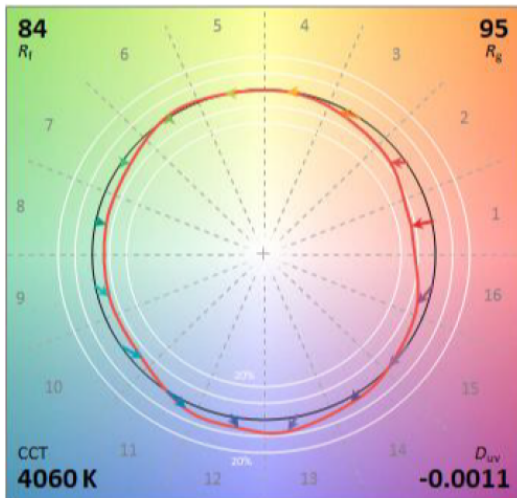
R1	82
R2	91
R3	95
R4	82
R5	82
R6	86
R7	85
R8	64

R9	7
R10	77
R11	81
R12	63
R13	84
R14	98
R15	76
Ra	83

SPD



TM-30



Source Type: LED

CRI: 83

L70: >100,000hr

Colour Temperature: Selectable White
(3500K, 4000K, 5000K)

Duv: -0.0011

Manufacturer: Lumileds

Rf: 84

L80: >100,000hr

Chromaticity: x=0.3771 y=0.3723 at 4000k

Part Number: L128-2780

Rg: 97

L90: 63,000hr

Colour Tolerance: <7 SDCM



Project:	
Location:	
Model#: UFO-150WS-3CS-SO-WH-WRV	Type:
Client:	Qty:
Prepared by:	Date:

ELECTRICAL SPECIFICATIONS

Driver Manufacturer: Sosen LED Driver
Fixture Draw: 151.6W / 147.7W
Inrush Current: 60A
Power Factor at 347Vac: 00.9430A
Driver MTBF: 198,000 hrs
Dimming: 0-10Vdc
Short Circuit Protection: Driver will not be damaged

Input Voltage: 120-347Vac
Current Draw at 120Vac: 01.2670A
Max On-Delay: <1s
THD at 120Vac(%): 6.1700
Max Operating Case Temperature: <90°C
Dimming Current mA: TBA
Driver Certifications: UL8750

Input Frequency: 50/60hz
Current Draw at 347Vac: 00.4510A
Power Factor at 120Vac: 00.9970A
THD at 347Vac(%): 9.5400
Surge Suppression: DM: 6kV CM: 6kV
Criterion B
Over Temperature Protection: Current reduction when OTP, Automatic resumption of proper current after the abnormality is removed

OCCUPANCY SENSOR INFORMATION

Sensor Type: Z10 Receptacle Sensor (-30°C to 50°C)

Control Type: IR-Remote Control

Programing Type: .

PHYSICAL SPECIFICATIONS

Finish Colour: White
Mounting: Suspended. Hook or Loop
Lens Type: Polycarbonate

Finish Type: Polyester Power Coat
Housing Material: DieCast Aluminium
Weight: 2.5kg/5.51lbs

Wiring: UL STW3/17 Black White Green
Lens Material: Polycarbonate
Entries: 1

SHIPPING INFORMATION

OrderingCode(s): 0632-0916 UFO-150WS-3CS-SO-WH-WRV

Box Weight: 3.2kg/7.05lbs

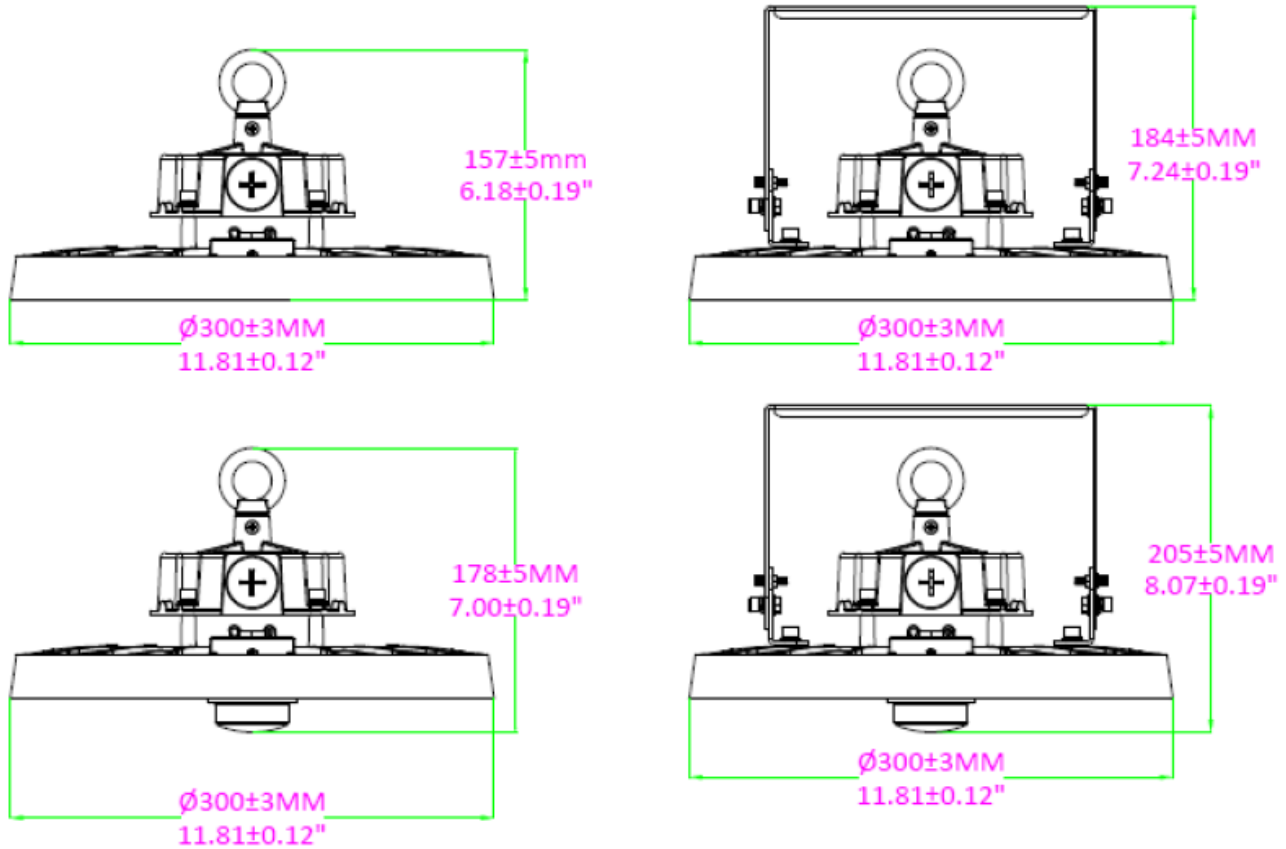
Box Quantity: 1

Box Dimensions (L-W-H):
360X360X165mm 14.2x14.2x4.5in

Project:	
Location:	
Model#: UFO-150WS-3CS-SO-WH-WRV	Type:
Client:	Qty:
Prepared by:	Date:

LINE DRAWING

Line Drawings





Project:	
Location:	
Model#: UFO-150WS-3CS-SO-WH-WRV	Type:
Client:	Qty:
Prepared by:	Date:

SERIES ARCHITECTURE

Series Architecture

EXAMPLE; UFO-150WS-3CS-SO-WH-WRV

SERIES	WATTAGE	CCT	OPTICS	COLOUR	VOLTAGE
UFO	[-150WS]: 150/120/100w	[-3CS]: 35K/40K/50K	[-SO]: 60°/80°/100°	[BLANK] BLACK -WH [WHITE]	[-WRV]: 120-347Vac

WATTAGE	150			120			100		
OPTIC	60	80	100	60	80	100	60	80	100
3500K	20,247	21,938	20,059	16,198	17,550	16,047	13,498	14,625	14,625
4000K	22,343	23,340	22,118	17,874	18,672	17,694	14,895	15,560	15,560
5000K	20,291	22,670	20,782	16,233	18,136	16,626	13,527	15,113	15,113

Optional Extras: 0631-9665 UFO150-EM 0596-6226 HBM-YK